

Simple, good, all-metal

The MB is the ultimate all-purpose hinge. Tried and tested quality and a low-profile design for visible mounting.



YOUR PRODUCT BENEFITS AT A GLANCE:

- Elegant design
- All-metal furniture hinges for visible mounting
- Integrated self-closing action
- Bowls, hinge arms and links made of die-cast zinc
- Surface in gloss nickel-plated finish
- For almost all types of hinge mounting (corner, centre wall, glass door mounting)
- Suitable for case-type and continuous mounting
- Low-profile hinge arm maximizes access to the cabinet interior
- Bowl edge cover neatly hides the drill hole edges and fits the bowl exactly
- Optimum stability
- Opening angle 180°/230°
- Height adjustment ± 2 mm
- Side adjustment - 2 mm

ARE BIG BICEPS ESSENTIAL FOR A STRONG ARM? THE MB-20 DEMONSTRATES HOW EFFECTIVE THE LOW-PROFILE APPROACH CAN BE – AND OPENS UP CONVENIENT ACCESS TO THE CABINET INTERIOR.

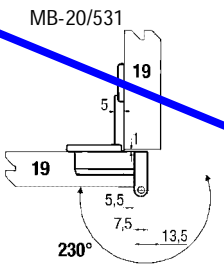
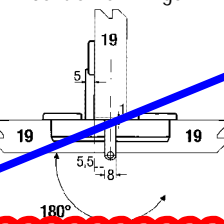
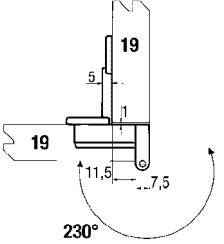
The high-grade all-metal design of the MB-20 and its axle mounted in dual polyamide bearings guarantee exemplary stability and durability despite the lightweight appearance of the

hinge arm. The MB-20 is child's play to mount: By simply pushing the hinge arm into the bowl and screwing into position, the MB-20 is ready to open doors up to an angle of 230°.

HETAL will also develop an exclusive custom-designed furniture hinge to address your special requirements or comply with your own specification. Simply give us a call.



Specifications MB-20

Type	Application	Joint	Opening angle	Overlay	Door thickness	Negative moment	Drilling depth
MB-20/531 	Case-type and endless construction	13,5 mm	230°	5,5 mm overlaid	16-20 mm	overlaid 0 mm with 180° opening angle	13 mm
MB-20/532 Centre wall hinge 	Endless construction	8 mm	over 180°	5,5 mm overlaid	16-20 mm	0 mm with 180° opening angle	13 mm
MB-20/581 	Case-type and endless construction	7,5 mm	230°	11,5 mm overlaid	16-20 mm	0 mm with 180° opening angle	13 mm